

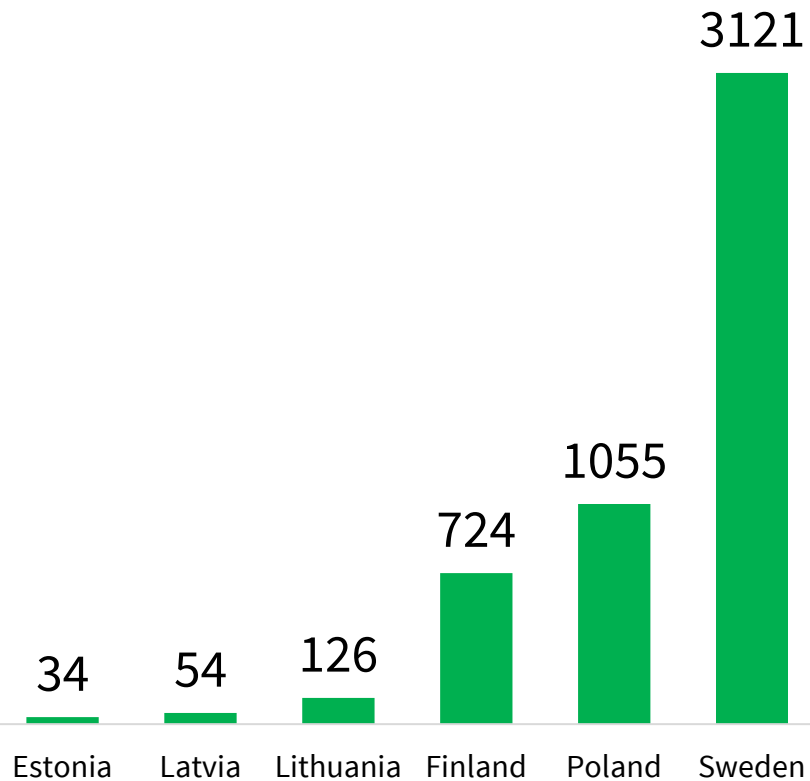
Greening real estate in the Baltics



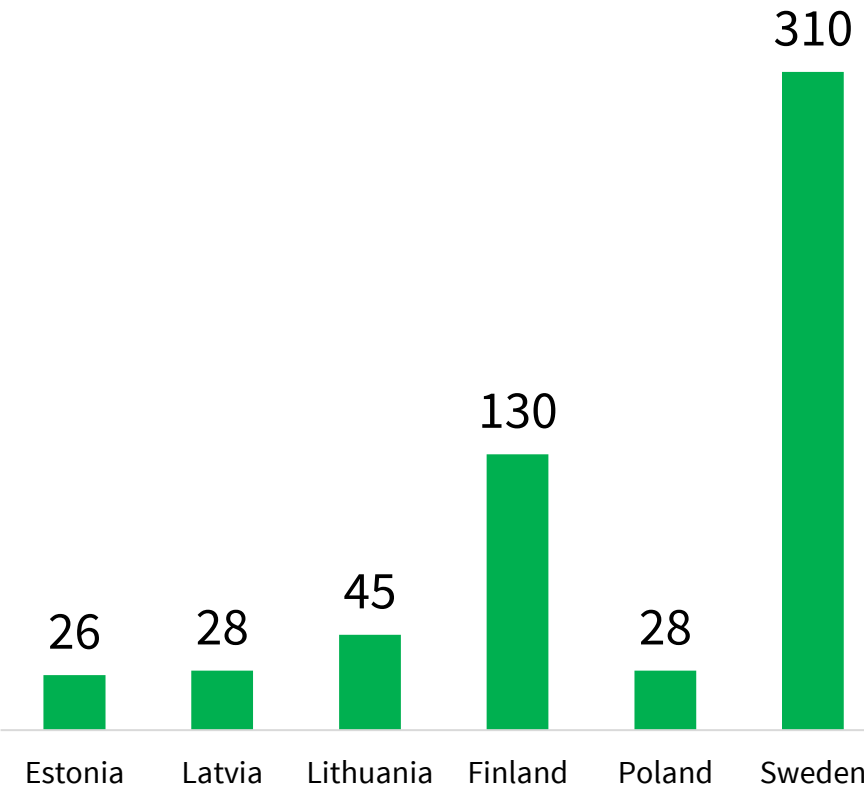
Sustainable buildings by country

Certified/registered (2021)

Certified buildings per country



Certified buildings per one million of population



Most popular certification schemes

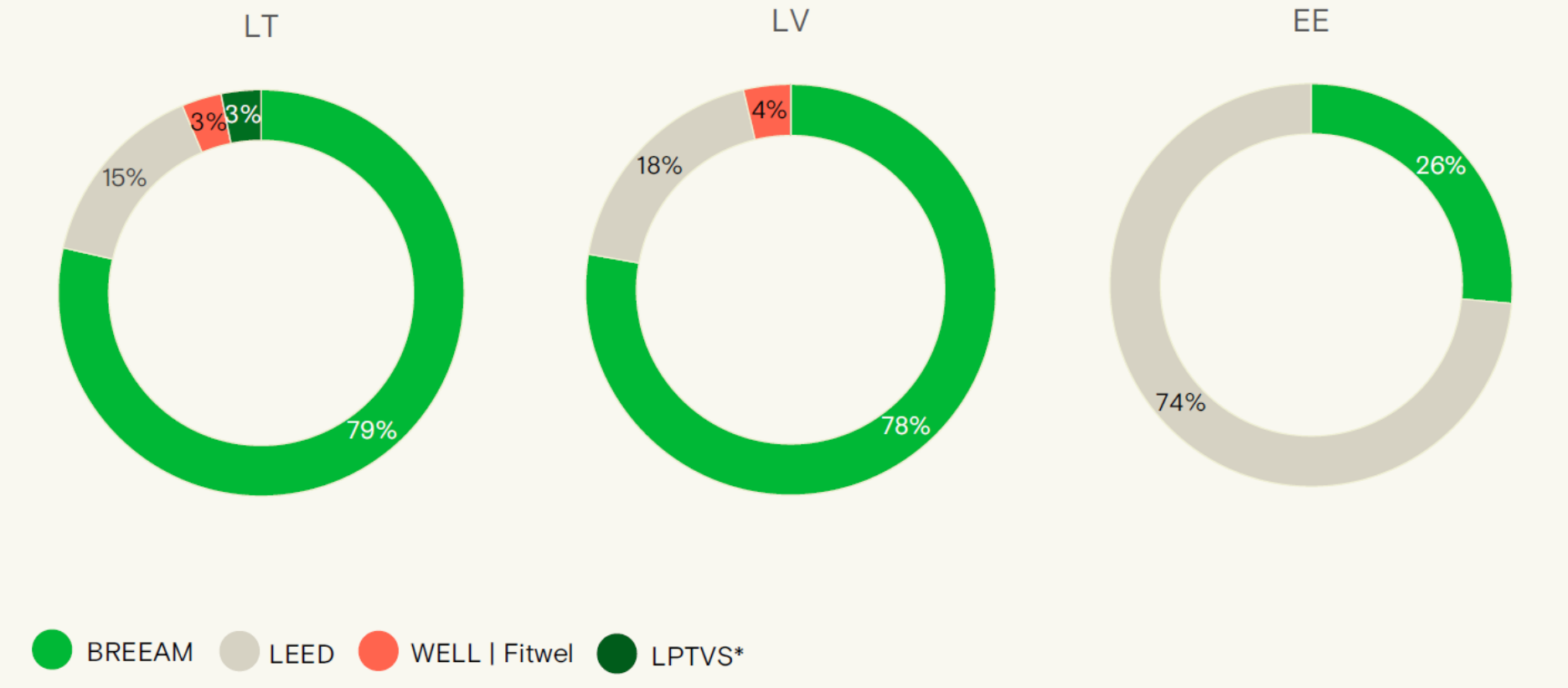
LEED	Certified	Silver	Gold	Platinum
	+40 credit points	+50 credit points	+60 credit points	+80 credit points

BREEAM	Pass	Good	Very Good	Excellent	Outstanding
	+30 credit points	+45 credit points	+55 credit points	+70 credit points	+85 credit points

eastnine 

Health and wellbeing focused certifications: Well & Fitwel

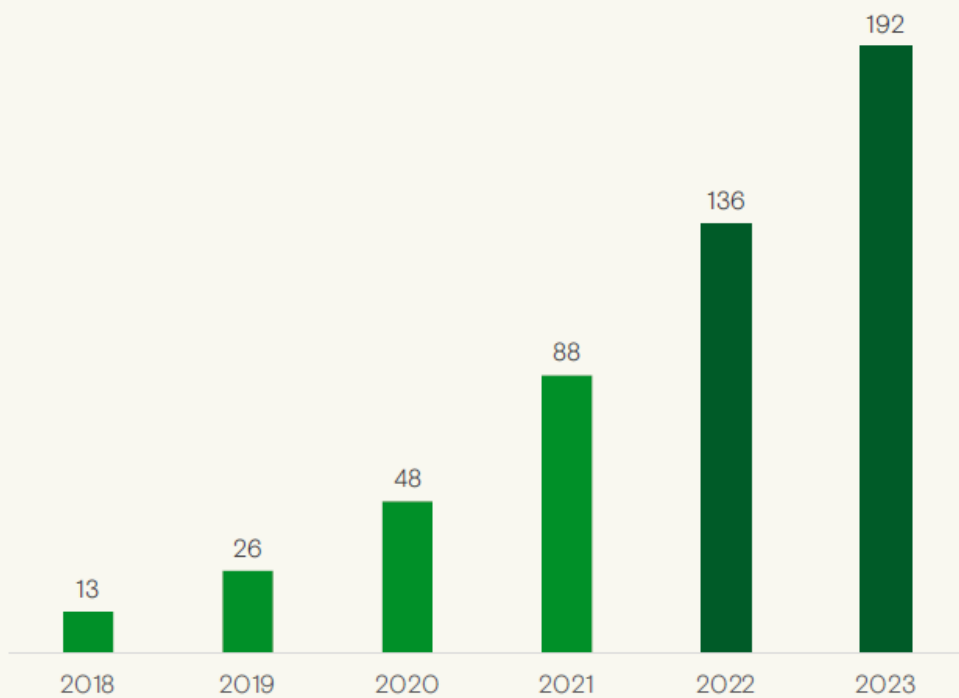
Distribution by certification system



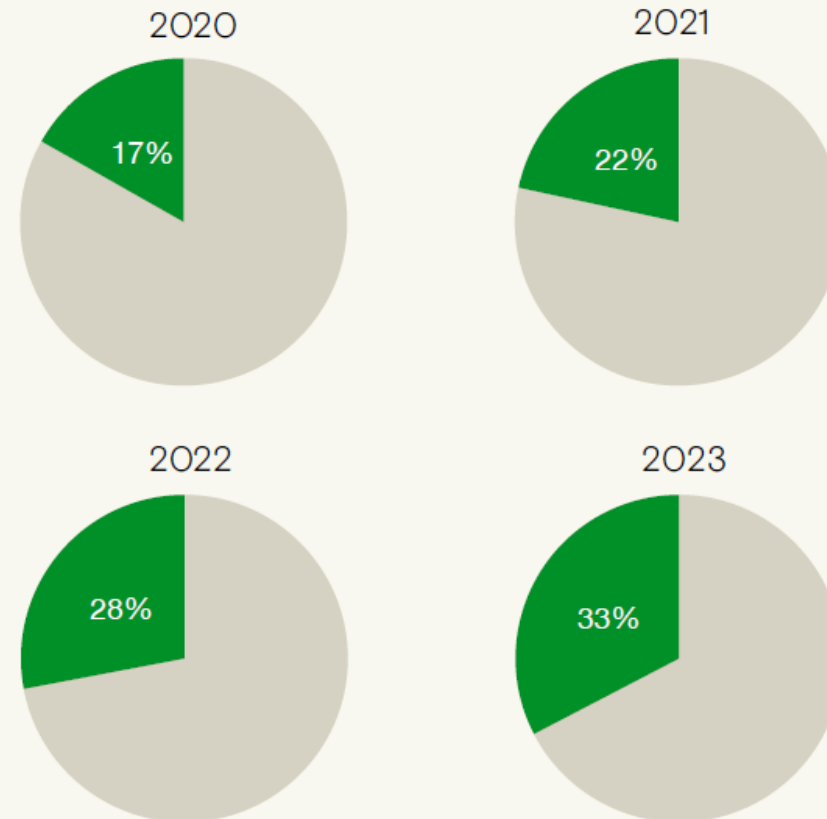
Source: Vesta Consulting

Lithuania

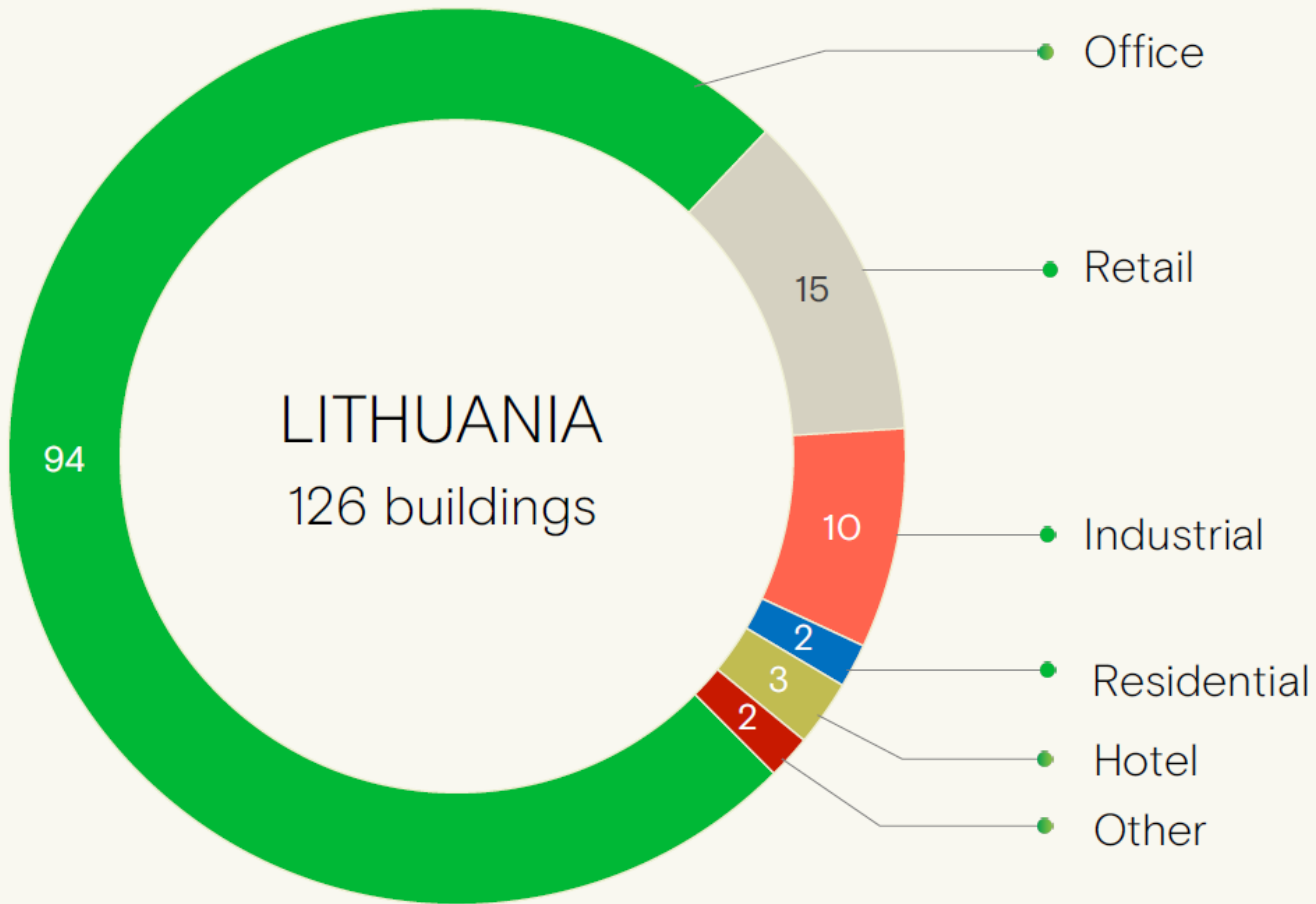
Number of certified buildings in Lithuania
(BREEAM, LEED, WELL, Fitwel)



Certified building market share*, %



Commercial buildings over 5000 sqm



Source: Vesta Consulting

Eastnine in Lithuania

LEED Platinum 48%	BREEAM Outstanding 23%	BREEAM Excellent 14%	
		To be initiated 2022 9%	LEED in prog... 6%

LEED	Certified	Silver	Gold	Platinum	4 (6 in total in LT)
BREEAM	Pass	Good	Very Good	Excellent	Outstanding
				1	2 (5 in total in LT)

The Pine

LEED
Platinum &
Well



Eastnine in Latvia



LEED

Certified

Silver

Gold

Platinum

2 (4 in total in LV)



Kimmel

LEED Platinum & Well



USGBC 2021 Leadership Award: Europe



“The Leadership Award recognizes those whose **vision, leadership** and commitment have been **fundamental to the evolution** of our green building industry”

– **US Green Building Council**



Energy performance

**Energy
intensity**
(KWh/sqm/year)



OFFICE

2020 Average consumption

141

Based on 88 European real estate listed companies, members of EPRA



EASTNINE

2020 Average consumption

114

2021 Average consumption

111



- Due diligence
- Certification (80% energy points)
- Energy audits

Emissions

**GHG
intensity**
(Scope 1+scope 2)
(KCO₂/m²/year)



OFFICE

2020 Average emissions

20.2

Based on 88 European real estate listed companies, members of EPRA



EASTNINE

2020 Average emissions

6.5

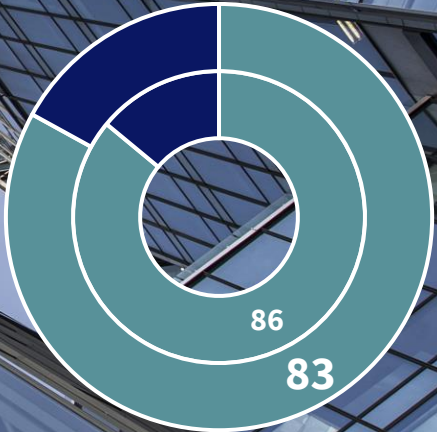
2021 Average emissions

8.2



- LCA
- 100% renewable energy and climate neutral by 2030

Emissions



■ Renewable ■ Non-renewable

GRESB assessment



GRESB Score

Green Star

GRESB Average 73

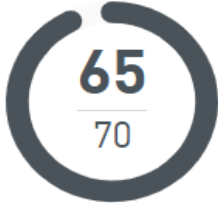
Peer Average 86



Management Score

GRESB Average 26

Benchmark Average 26



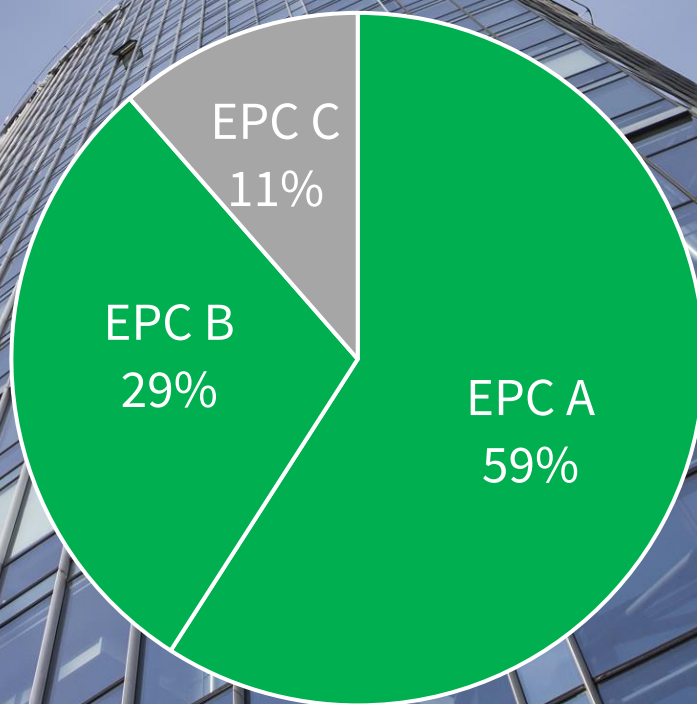
Performance Score

GRESB Average 46

Benchmark Average 59

EU-taxonomy alignment

Distribution of EPC rankings



Outlook

- Energy efficiency
- Net zero
- Embodied carbon/ Scope 3
- Digitalization

